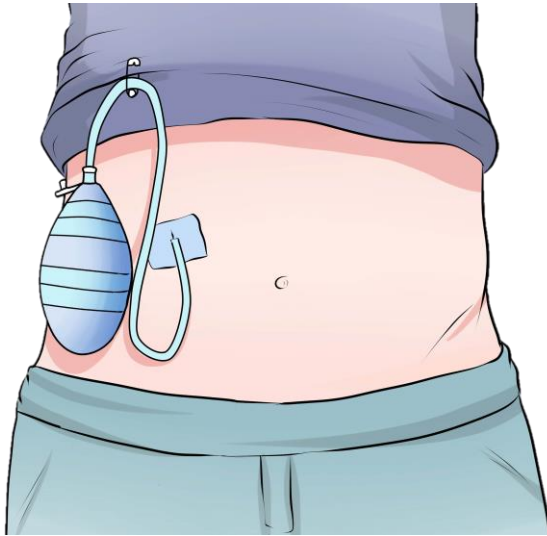




مدينة الملك فهد الطبية  
King Fahad Medical City

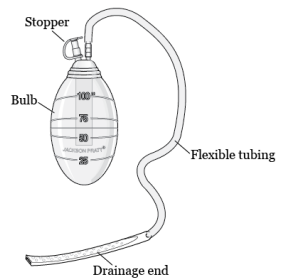


## Care of Your Drain Tube

## You will be discharged with a drain tube

Inspect the drain tube at least once a day for:

- Check if there is any dislodgment of the tube.
- Check if there is any oozing of drainage from the sides of the tube.
- Check that the dressings are intact.
- Check patency of drainage system and vacuum gauge.
- Check for any redness or swelling around the drain tube.
- Check for any color of drainage change to bright red.
- Check if there is an increase in the amount of drainage.
- Developing fever or if there is an increase in pain.

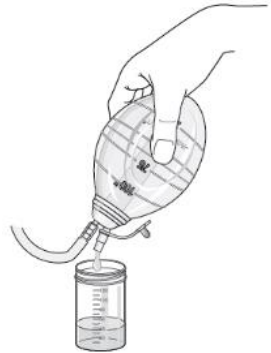




If any of the above occurs, please report to the home care nurse by phone or when the nurse visits.

You may be required to:

- Measure and record the amount of drainage daily.
- Empty the drainage or mark the bag/bottle.
- Reestablish suction if patency is lost.
- Change the dressing or reinforce.



## Please note

- You are allowed to shower with drain in place.
- Drain must be supported during mobilization and should not be lying on the floor.
- Drain tube may be removed at home by the home care nurse as per doctor's instruction.
- You can take pain relievers if required.

# لأن الوعي وقاية ..

إدارة التثقيف الصحي

إدارة الرعاية المنزلية



HEM4.16.000132

